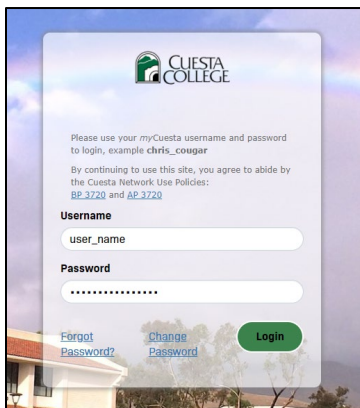


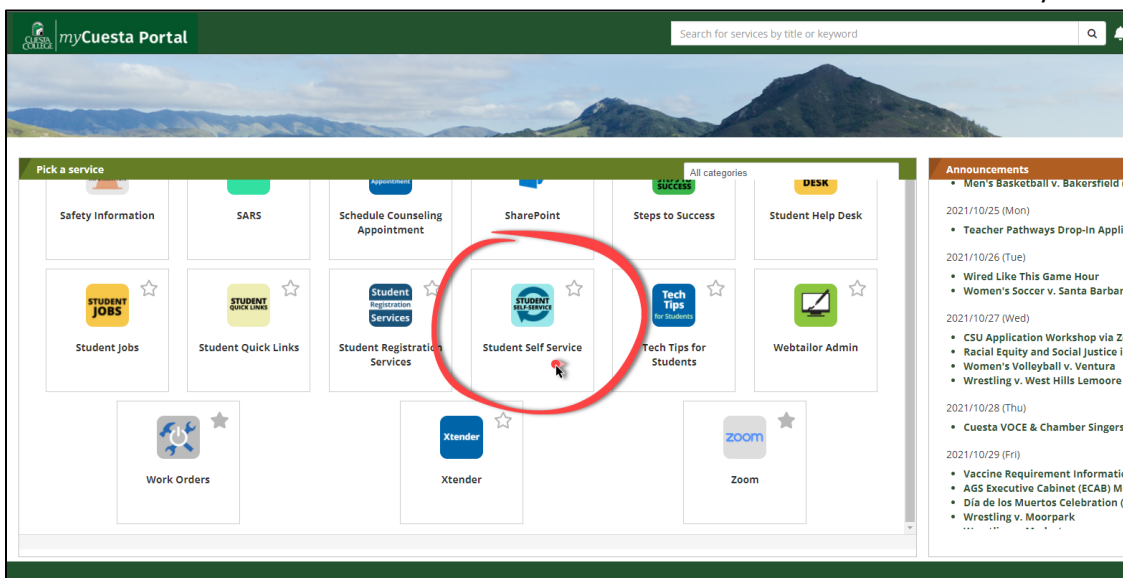
## Cuesta College – How to Change Your Major

### Get Started

1. Login to [myCuesta](#) using your Cuesta username and password  
 Forgot username?- email [support@my.cuesta.edu](mailto:support@my.cuesta.edu). Forgot password?- [Change your password](#)

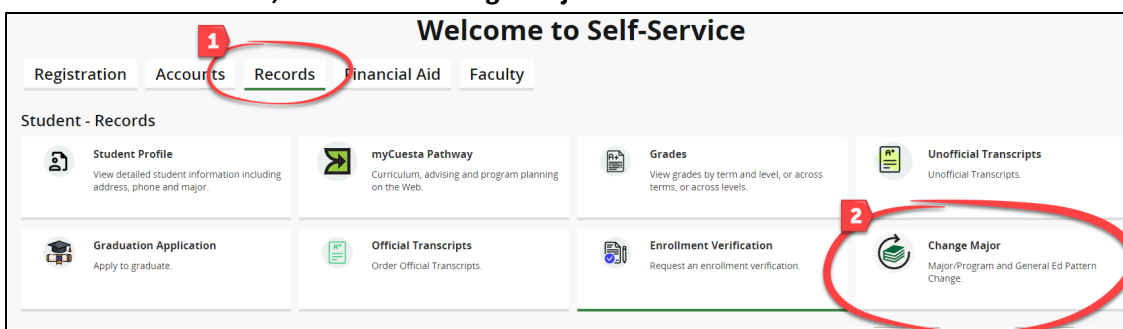


2. Locate and select **Student Self Service** from the list of choices under Pick a service in myCuesta



### Change Major

1. Select the **Records** tab, then select **Change Major**.



2. Make a change using one of the drop-down menus, as needed. Then, select **Submit Change**.

Change Major - Term: Fall 2022

**Current Major**

Area of Study: Skilled Trades and Technology  
Degree: Associate in Science  
Major: Adv Engine Perform Tech (AS)  
Gen Ed Pattern: Cuesta Gen Ed Pattern

---

Select an Area of Study and Degree to filter Major options. Only one major is allowed at this time.

Caution: Financial Aid students must select an eligible major program to receive Federal Student Aid. Financial Aid eligible programs are marked with an asterisk (\*)

Area of Study

Degree

Major

Gen Ed Pattern

By marking this box, I understand my catalog year that determines your graduation requirements will update to the current semester.

*Note: You will receive a notification that the change was successful. Close the browser when complete.*